

# Floor Standing & Wall Mounting Enclosures



## ► About Us —

**KEW** is one of the leading manufacturers and exporters of Electrical Switchgear, Fusegear, Controlgear and Distribution products in India since last 56 years. We market our most reliable range of products under the brand name Our portfolio of products covers the entire spectrum of the L.T. Electrical needs of its valued customers dedicating to the mission "Quality designed for excellence". You can be sure that they carry dependability, proven performance and the full support of the leading manufacturer in the field.

Our philosophy is simple: To provide the highest quality product possible and back it up with topnotch sales, sound technical and marketing support, timely delivery, competitive price and efficient after sales service which gives our customers maximum value for money.

## ► Manufacturing Facilities —



Amada CNC Turret & Bending Machine



We have a state of the art fabrication facility with a CNC Punching and Bending set up followed by Mig, Tig, Arc and Spot welding capabilities. Our facility also boasts of a semi-conveyorized powder coating plant with an eleven tank process giving our structures a superior finish with a long lasting build. Our set up lets us build quality products within required tolerances with a well trained team and certified personnel.



11 Tank Semi-Automatic Powder Coating Plant

All our products go through consistent in-process quality checks with routine inspection of systems to identify and eliminate possible errors in design, production, assembly and testing. Our panels go through stringent testing and QC before dispatch enabling us to deliver world-class products with much ease.

## ► Quality Policy —



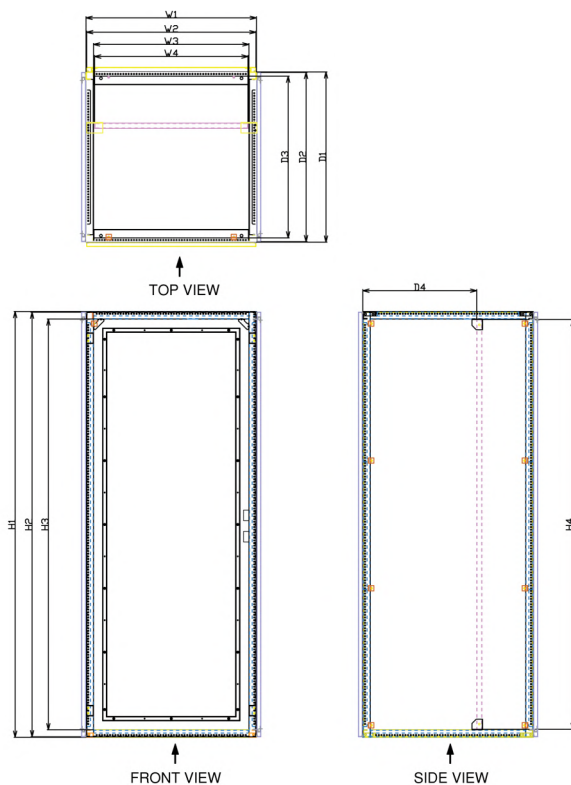
"We at Kusum Engineering Works will strive for continual improvement in the Quality of our products, services and Quality Management System through active employee participation in achieving the ultimate objective of customer delight.

Strive in our endeavour to deliver world class products backed by top notch after sales service while staying true to our motto of "Quality designed for Excellence"



# Floor Standing Enclosures

- Complies with IP-55
- Available in mild steel & stainless steel
- Complete modular structure
- Single door & double door options
- Wide range of custom sizes
- Glazed door available on request
- Built-in 3 point locking system



| Sr No | Width |     |     |     | Depth |     |     |             | Height |      |      |      |
|-------|-------|-----|-----|-----|-------|-----|-----|-------------|--------|------|------|------|
|       | W1    | W2  | W3  | W4  | D1    | D2  | D3  | D4          | H1     | H2   | H3   | H4   |
| A1    | 1000  | 995 | 930 | 920 | 800   | 795 | 730 | AS PER REQ. | 1800   | 1795 | 1730 | 1724 |
| A2    | 1000  | 995 | 930 | 920 | 600   | 595 | 530 |             | 1800   | 1795 | 1730 | 1724 |
| A3    | 1000  | 995 | 930 | 920 | 800   | 795 | 730 |             | 2000   | 1995 | 1930 | 1924 |
| A4    | 1000  | 995 | 930 | 920 | 600   | 595 | 530 |             | 2000   | 1995 | 1930 | 1924 |
| B1    | 800   | 795 | 730 | 720 | 800   | 795 | 730 | AS PER REQ. | 1800   | 1795 | 1730 | 1724 |
| B2    | 800   | 795 | 730 | 720 | 600   | 595 | 530 |             | 1800   | 1795 | 1730 | 1724 |
| B3    | 800   | 795 | 730 | 720 | 800   | 795 | 730 |             | 2000   | 1995 | 1930 | 1924 |
| B4    | 800   | 795 | 730 | 720 | 600   | 595 | 530 |             | 2000   | 1995 | 1930 | 1924 |
| C1    | 600   | 595 | 530 | 520 | 800   | 795 | 730 | AS PER REQ. | 1800   | 1795 | 1730 | 1724 |
| C2    | 600   | 595 | 530 | 520 | 600   | 595 | 530 |             | 1800   | 1795 | 1730 | 1724 |
| C3    | 600   | 595 | 530 | 520 | 800   | 795 | 730 |             | 2000   | 1995 | 1930 | 1924 |
| C4    | 600   | 595 | 530 | 520 | 600   | 595 | 530 |             | 2000   | 1995 | 1930 | 1924 |



# Wall Mounting Enclosures (Small Gland Opening)

- Suitable for IP-65 / IP-66 applications
- Available in a wide range of custom sizes
- Customizable with a wide range of inserts
- Available in mild steel & stainless steel construction

| Type            | Size(Width x Height x Depth) | Locks | No. Of Glands | Weight (Kg) | Qty | Order No |
|-----------------|------------------------------|-------|---------------|-------------|-----|----------|
| Encl. 2.2-150   | 200 x 200 x 150              | 1     | 1             | 2.91        | 1   | 25500    |
| Encl. 2.3-150   | 200 x 300 x 150              | 1     | 1             | 3.97        | 1   | 25520    |
| Encl. 2.5.3-150 | 250 x 300 x 150              | 1     | 1             | 4.92        | 1   | 25550    |
| Encl. 3.3-150   | 300 x 300 x 150              | 1     | 1             | 5.63        | 1   | 25580    |
| Encl. 3.3-175   | 300 x 300 x 175              | 1     | 1             | 5.94        | 1   | 25590    |
| Encl. 3.3-200   | 300 x 300 x 200              | 1     | 1             | 6.24        | 1   | 25600    |
| Encl. 3.4-150   | 300 x 400 x 150              | 2     | 1             | 7.06        | 1   | 25610    |
| Encl. 3.4-175   | 300 x 400 x 175              | 2     | 1             | 7.41        | 1   | 25620    |
| Encl. 3.4-200   | 300 x 400 x 200              | 2     | 1             | 7.77        | 1   | 25630    |
| Encl. 3.5-250   | 300 x 500 x 250              | 2     | 1             | 5.36        | 1   | 25670    |
| Encl. 4.3-150   | 400 x 300 x 150              | 1     | 1             | 7.06        | 1   | 25680    |
| Encl. 4.3-175   | 400 x 300 x 175              | 1     | 1             | 7.41        | 1   | 25690    |
| Encl. 4.3-200   | 400 x 300 x 200              | 1     | 1             | 7.77        | 1   | 25700    |
| Encl. 4.4-150   | 400 x 400 x 150              | 2     | 1             | 8.86        | 1   | 25710    |
| Encl. 4.4-175   | 400 x 400 x 175              | 2     | 1             | 9.27        | 1   | 25720    |
| Encl. 4.4-200   | 400 x 400 x 200              | 2     | 1             | 9.67        | 1   | 25730    |
| Encl. 4.5-150   | 400 x 500 x 150              | 2     | 1             | 10.66       | 1   | 25740    |
| Encl. 4.5-175   | 400 x 500 x 175              | 2     | 1             | 11.12       | 1   | 25750    |
| Encl. 4.5-200   | 400 x 500 x 200              | 2     | 1             | 11.57       | 1   | 25760    |
| Encl. 4.5-250   | 400 x 500 x 250              | 2     | 1             | 13.77       | 1   | 25770    |
| Encl. 4.6-200   | 400 x 600 x 200              | 2     | 1             | 15.87       | 1   | 25810    |
| Encl. 4.6-250   | 400 x 600 x 250              | 2     | 1             | 17.13       | 1   | 25820    |
| Encl. 4.6-300   | 400 x 600 x 300              | 2     | 1             | 17.48       | 1   | 25830    |
| Encl. 4.7-200   | 400 x 700 x 200              | 2     | 1             | 18.09       | 1   | 25860    |
| Encl. 5.5-200   | 500 x 500 x 200              | 2     | 1             | 18.52       | 1   | 26000    |
| Encl. 5.6-200   | 500 x 600 x 200              | 2     | 1             | 18.94       | 1   | 26040    |
| Encl. 5.7-200   | 500 x 700 x 200              | 2     | 1             | 21.59       | 1   | 26060    |
| Encl. 5.7-250   | 500 x 700 x 250              | 2     | 1             | 23.11       | 1   | 26070    |
| Encl. 6.4-200   | 600 x 400 x 200              | 2     | 2             | 16.18       | 1   | 26150    |
| Encl. 6.4-300   | 600 x 400 x 300              | 2     | 2             | 18.71       | 1   | 26170    |
| Encl. 6.5-200   | 600 x 500 x 200              | 2     | 2             | 19.25       | 1   | 26180    |
| Encl. 6.6-200   | 600 x 600 x 200              | 2     | 2             | 22.32       | 1   | 26190    |
| Encl. 6.6-300   | 600 x 600 x 300              | 2     | 2             | 25.37       | 1   | 26210    |
| Encl. 6.7-200   | 600 x 700 x 200              | 2     | 2             | 25.49       | 1   | 26220    |
| Encl. 6.8-200   | 600 x 800 x 200              | 3     | 2             | 28.57       | 1   | 26230    |
| Encl. 6.8-250   | 600 x 800 x 250              | 3     | 2             | 30.35       | 1   | 26240    |
| Encl. 6.8-300   | 600 x 800 x 300              | 3     | 2             | 32.13       | 1   | 26250    |
| Encl. 6.10-200  | 600 x 1000 x 200             | 3     | 2             | 34.75       | 1   | 26260    |
| Encl. 6.10-300  | 600 x 1000 x 300             | 3     | 2             | 38.81       | 1   | 26280    |
| Encl. 6.12-200  | 600 x 1200 x 200             | 3     | 2             | 40.92       | 1   | 26290    |
| Encl. 8.8-300   | 800 x 800 x 300              | 3     | 2             | 46.2        | 1   | 26390    |
| Encl. 8.10-200  | 800 x 1000 x 200             | 3     | 2             | 44.45       | 1   | 26400    |
| Encl. 8.10-250  | 800 x 1000 x 250             | 3     | 2             | 46.73       | 1   | 26410    |
| Encl. 8.10-300  | 800 x 1000 x 300             | 3     | 2             | 49.02       | 1   | 26430    |



## Wall Mounting Enclosures (Big Gland Opening)

- Suitable for IP-65 / IP-66 applications
- Available in a wide range of custom sizes
- Customizable with a wide range of inserts
- Available in mild steel & stainless steel construction

| Type          | Size<br>(Width x Height) | Locks | Gland<br>Opening | No. Of<br>Glands | Weight<br>(Kg) | Qty | Order<br>No |
|---------------|--------------------------|-------|------------------|------------------|----------------|-----|-------------|
| Encl. 4.3-150 | 400 x 300 x 150          | 1     | 150 x 70         | 2                | 7.06           | 1   | 27680       |
| Encl. 4.3-175 | 400 x 300 x 175          | 1     | 150 x 70         | 2                | 7.41           | 1   | 27690       |
| Encl. 4.3-200 | 400 x 300 x 200          | 1     | 330 x 105        | 1                | 7.77           | 1   | 27700       |
| Encl. 4.4-150 | 400 x 400 x 150          | 2     | 150 x 70         | 2                | 8.86           | 1   | 27710       |
| Encl. 4.4-175 | 400 x 400 x 175          | 2     | 150 x 70         | 2                | 9.27           | 1   | 27720       |
| Encl. 4.4-200 | 400 x 400 x 200          | 2     | 330 x 105        | 1                | 9.67           | 1   | 27730       |
| Encl. 4.5-150 | 400 x 500 x 150          | 2     | 150 x 70         | 2                | 10.66          | 1   | 27740       |
| Encl. 4.5-175 | 400 x 500 x 175          | 2     | 150 x 70         | 2                | 11.12          | 1   | 27750       |
| Encl. 4.5-200 | 400 x 500 x 200          | 2     | 330 x 105        | 1                | 11.57          | 1   | 27760       |
| Encl. 4.5-250 | 400 x 500 x 250          | 2     | 330 x 105        | 1                | 13.77          | 1   | 27770       |
| Encl. 4.6-200 | 400 x 600 x 200          | 2     | 330 x 105        | 1                | 15.87          | 1   | 27810       |
| Encl. 4.6-250 | 400 x 600 x 250          | 2     | 330 x 105        | 1                | 17.13          | 1   | 27820       |
| Encl. 4.6-300 | 400 x 600 x 300          | 2     | 330 x 105        | 1                | 17.48          | 1   | 27830       |
| Encl. 4.7-200 | 400 x 700 x 200          | 2     | 330 x 105        | 1                | 18.09          | 1   | 27860       |
| Encl. 5.5-200 | 500 x 500 x 200          | 2     | 330 x 105        | 1                | 18.52          | 1   | 28000       |
| Encl. 5.6-200 | 500 x 600 x 200          | 2     | 330 x 105        | 1                | 18.94          | 1   | 28040       |
| Encl. 5.7-200 | 500 x 700 x 200          | 2     | 330 x 105        | 1                | 21.59          | 1   | 28060       |
| Encl. 5.7-250 | 500 x 700 x 250          | 2     | 330 x 105        | 1                | 23.11          | 1   | 28070       |
| Encl. 6.4-200 | 600 x 400 x 200          | 2     | 330 x 105        | 1                | 16.18          | 1   | 28150       |
| Encl. 6.4-300 | 600 x 400 x 300          | 2     | 330 x 105        | 1                | 18.71          | 1   | 28170       |
| Encl. 6.5-200 | 600 x 500 x 200          | 2     | 330 x 105        | 1                | 19.25          | 1   | 28180       |
| Encl. 6.6-200 | 600 x 600 x 200          | 2     | 330 x 105        | 1                | 22.32          | 1   | 28190       |
| Encl. 6.6-300 | 600 x 600 x 300          | 2     | 330 x 105        | 1                | 25.37          | 1   | 28210       |
| Encl. 6.7-200 | 600 x 700 x 200          | 2     | 330 x 105        | 1                | 25.49          | 1   | 28220       |
| Encl. 6.8-200 | 600 x 800 x 200          | 3     | 330 x 105        | 1                | 28.57          | 1   | 28230       |
| Encl. 6.8-250 | 600 x 800 x 250          | 3     | 330 x 105        | 1                | 30.35          | 1   | 28240       |
| Encl. 6.8-300 | 600 x 800 x 300          | 3     | 330 x 105        | 1                | 32.13          | 1   | 28250       |
| Encl. 6.10-   | 600 x 1000 x 200         | 3     | 330 x 105        | 1                | 34.75          | 1   | 28260       |
| Encl. 6.10-   | 600 x 1000 x 300         | 3     | 330 x 105        | 1                | 38.81          | 1   | 28280       |
| Encl. 6.12-   | 600 x 1200 x 200         | 3     | 330 x 105        | 1                | 40.92          | 1   | 28290       |
| Encl. 8.8-300 | 800 x 800 x 300          | 3     | 330 x 105        | 2                | 46.2           | 1   | 28390       |
| Encl. 8.10-   | 800 x 1000 x 200         | 3     | 330 x 105        | 2                | 44.45          | 1   | 28400       |
| Encl. 8.10-   | 800 x 1000 x 250         | 3     | 330 x 105        | 2                | 46.73          | 1   | 28410       |
| Encl. 8.10-   | 800 x 1000 x 300         | 3     | 330 x 105        | 2                | 49.02          | 1   | 28430       |



# KEW Low Voltage Solutions



Low Voltage Panel Solutions



FRP Solutions



Floor Standing & Wall Mounting Enclosures

- Solar Distribution Systems

- Circuit Breakers


- Fuse & Fuse Holders



Switch Fuse Units -

Cable Trays -

Changeovers -



## KUSUM ENGINEERING WORKS

An ISO 9001:2015 Company

Paras Compound, S. V. Road, Goregaon (West), Mumbai - 400104, INDIA.  
Phone : +91 22 42764990 / 2676 4990 E-mail: info@kewelectricals.com  
Website : www.kewelectricals.com